

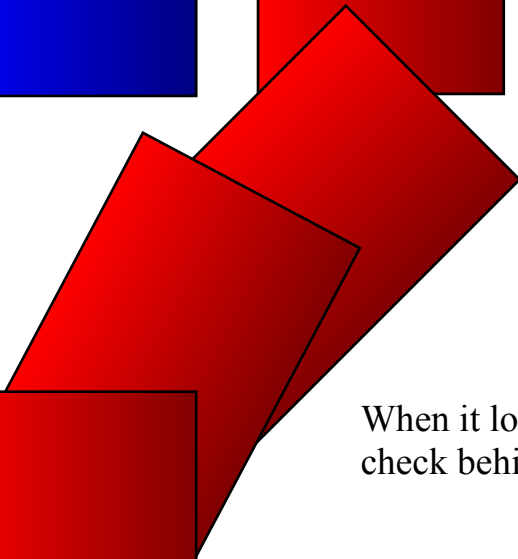



Parallell Parking



Pull along side approx. 1 metre away and parallel with car. Check all round and then SLOWLY reverse until your rear bumper is level with the end of the the vehicle you are reversing round. at this point put 1 turn on to the left.



When the door mirror is level with the rear of the other vehicle check round again then as you SLOWLY reverse put 1 turn to the right.



When it looks like the rear bumper is 'sat' on the kerb, check behind and then put 1 more turn on to the right.

Keep checking out of the rear window, When the car is parallel and near to the kerb put 1 quick turn on to the left and stop. Apply handbrake and select Neutral, then admire your parking.

